



SLV 150-FC

UL/cUL Listed LED Drivers

US Patent Numbers: 7,154,755 & 7,738,253



Model Selection Key

SLV150-ABBV-FC

Housing Type
Nominal Output Voltage
Number of Output Channel(s)
Series Name

Plug-and-Play 150W Contant Voltage LED Driver

The SLV 150-FC series is a UL Listed 100 Watt LED driver series with constant voltage output. Coming in a patented enclosure with easy-install integral wiring compartments, the SLV150-FC is UL listed eliminating needs of external junction boxes saving installation time and costs by half. 12V auxillary cable output options are available for connection with IoT sensors or active cooling devices. This series can be easily upgraded with dimming options by combining with any of GRE Alpha's dimming module accessories for information, please visit (<https://grealpha.com/products/led-dimming-modules/>).

Features

- UL Listed LED Driver , enabling drastically reduced approval times and agency approval costs.
- Plug-and-Play Conduit Entry and Wiring Compartments.
- Eliminates need for external Junction boxes.
- Wide Input Voltage: 90-305 VAC
- Extremely Low operating temperature - 40°C to 60°C
- SCP, OCP, OTP, OVP
- With 12V 300mA Auxillary Output option available.
- UL Class P
- UL Type HL
- 3 Years Warranty

Applications

- Architectural Lighting
- Effect & Contour Lighting
- Office General Illumination
- Warehouses
- Street Lighting
- Signage
- Strip Lighting
- Swimming Pools/Fountain lighting
- Horticultural Lighting

Model Number	Input Voltage Range (V _{ac})	Channel(s) Output	Preset Vout (V _{dc})	Load Range (per Channel) (A)		Max Output Power (per Channel) (W)	Total Output Power (W)
				min	max		
SLV150-112V-FC	100-277	1	12	0	12.50	150	150
SLV150-112V-FC(A)	100-277	1	12	0	12.50	150	150
SLV150-124V-FC	100-277	1	24	0	6.25	150	150
SLV150-124V-FC(A)	100-277	1	24	0	6.25	150	150
SLV150-148V-FC	100-277	1	48	0	3.13	150	150
SLV150-148V-FC(A)	100-277	1	48	0	3.13	150	150

FC = Patented, easy install enclosure with integral wiring compartments.

(A) - With 12V 300mA Auxillary Output

Input Specification

Voltage Range	Frequency Range	Max Inrush Current	Power Factor	THD
100-277 VAC	50-60 Hz	35A@1200 VAC input, 25°C, cold start-up	0.9 min @100-277 VAC, Full load	<15% @ full load

Output Specification

Max Power	150 W	Transient Response	8 mS, full load to 40% load, 100 VAC Input
Line Regulation	+/- 1% Max	Short Circuit Protection	Hiccup-Mode, Auto-Recovery upon removal of short circuit condition.
Efficiency	90% @120VAC, 24V Output	Constant Voltage (CV) Mode Load Regulation	+/- 5% Max
Noise/Ripple	<2% of Rated Output Voltage*	Over Voltage Protection	132% Max
Over Current Protection	Constant-current limiting	Start-up Time	0.5 sec. Typical@ start-up to full load, 120VAC input
Hold-up Time	0.5 mS @ full load, 100VAC input	Over temperature Protection	Auto Recovery upon operating temperature



* All noise measurements made at the output terminals, connected to a 20MHz low pass filter.

Environmental Specifications

MTBF	Cooling	Operating Temp	Storage Temp	Relative Humidity
225,000 hours (Full load @ 25°C Ambient, Based on MIL-217F)	Convection	-40°C to 60°C (Full load)	-40°C to 85°C	5% to 95 %

Compliance / Safety

EMI/RFI:	CISPR-22 Class B FCC part 15 Class B EN 55015
Safety Standards:	UL1012/1585, UL8750, UL879, UL Class 2 Wet locations , Class P, Type HL UL 48,cUL, CE, UL #: E342485 EN 61347-2-13, CCC, PSE
Weatherability:	EN60529 IP 65
Surge Immunity	Line - Line: 2.5kV Line - Earth: 4kV

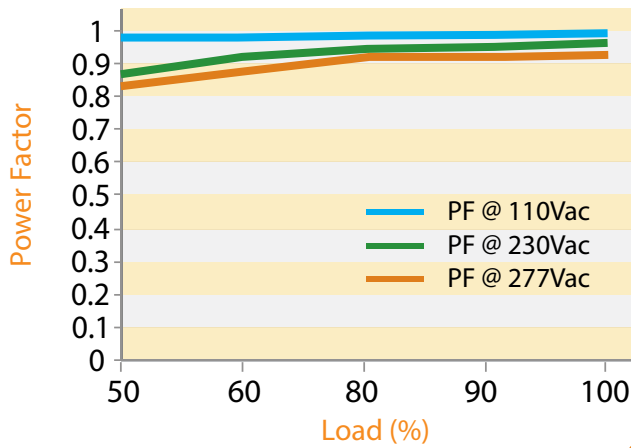
INPUT		SJTW 18AWG
OUTPUT (Standard)		12V: SJTW 14AWG 24V: SJTW 16AWG 48V: SJTW 18AWG

Mechanical

Material:
NEMA 3 Design with patented AC and DC Wiring compartments, fully potted PCB.
Dimennsions:
340.0(L)*76.0(W)*41.5(H)mm

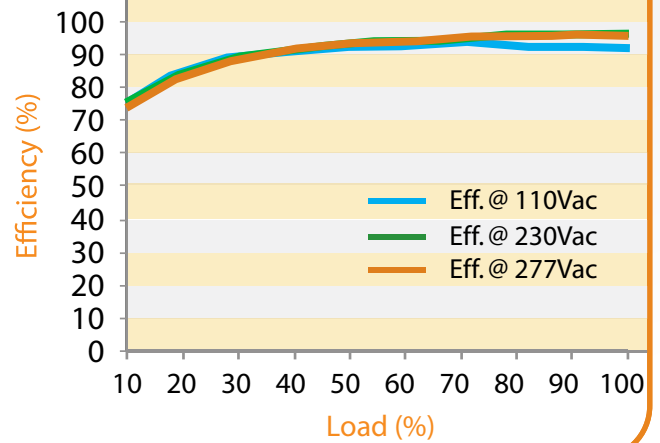
Reliabilities Curves

Power Factor Characteristic

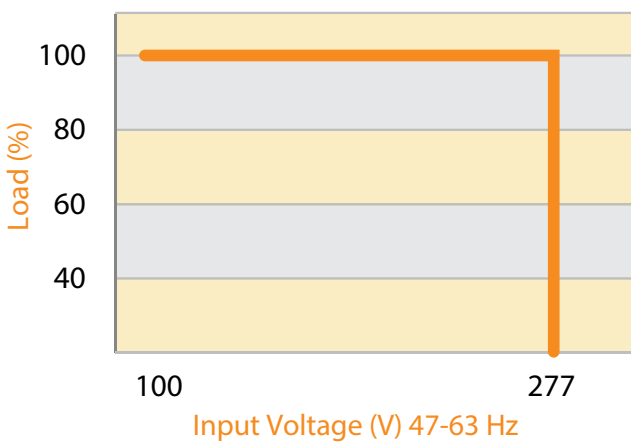


Efficiency Vs Load

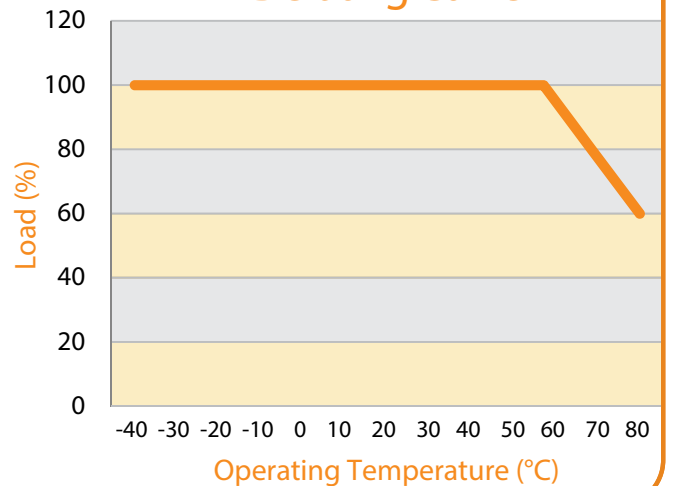
(SLV150-124V-FC Model)



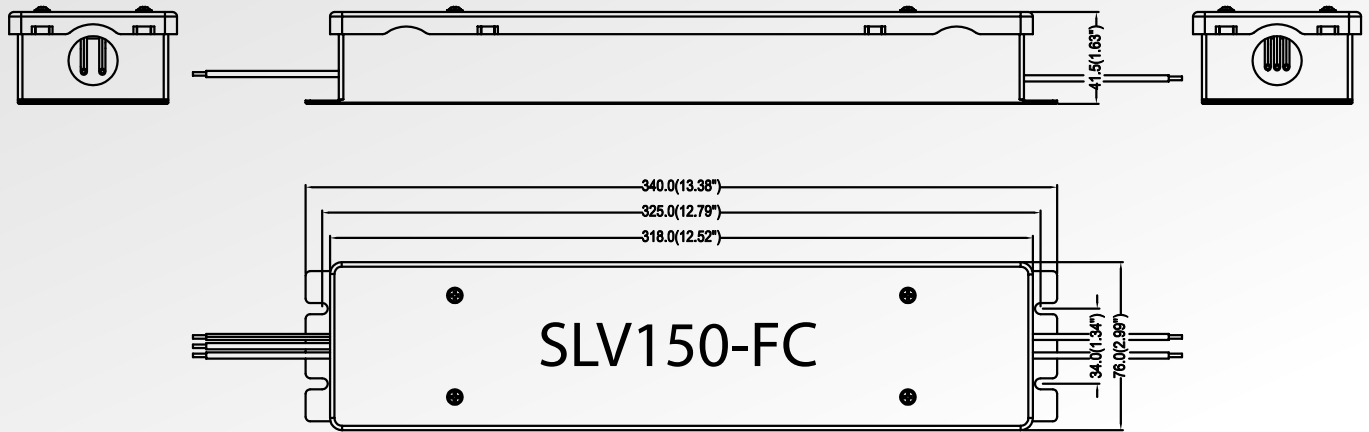
Loading Curve



Derating Curve



Mechanical Diagrams



Packing Information:

1.14kg/pc; 8 pcs/carton;

Weight: 8.65kgs/carton;

398(L)*236(W)*308(H) mm

Information furnished is believed to be accurate and reliable. However, GRE Alpha assumes no responsibility for the consequences of use of such information nor for any infringement of patents or other rights of third parties which may result from its use. No license is granted by implication or otherwise under any patent or patent rights of GRE Alpha. Specifications mentioned in this publication are subject to change without notice. This publication supersedes and replaces all information previously supplied.

The GRE Alpha logo is a registered trademark of GRE Alpha Electronics Ltd.
All other names are the property of their respective owners