



UL Listed Type 2 SPD 20kA / 20kV Surge Energy Protector Outdoor LED protection

The GRE Alpha's SEL-20kA Surge Energy Protector is an ideal accessory for maximum surge protection for your lighting investments. Complying with UL1449, EN 60.364-5-534 and EN 62.305-1, the UL Listed SEL-20kA provides complete 20kV/20kA surge protection against both surge overvoltages and overcurrents, providing effective coverage against both direct and indirect lighting strikes. The Surge Energy Protector comes in a compact housing and is universal input 100-277VAC and comes fully potted, making it effective for both indoor and outdoor installations.

SEL-20kA 20kA / 20kV Surge Energy Protector



Features

- UL Type 2 SPD
- Surge protection of up to 20kA / 20kV
- Operating voltage 100-277V AC
- Line to Line and Line to Ground protection
- LED indicator for device status
- IP65, fully potted suitable for outdoor use
- -40 to 70
- UL / cUL Listed, CE

Applications

- Outdoor lighting
- Signage
- Street Lighting
- Parking Lot

Model	Operating Voltage Range (VAC)	Max. Continuous Operating Voltage (VAC)	Max. Open Voltage (V)	Voltage Protection Rating (V)	Nom. Discharge Current (A)	Max. Surge Current (A)
SEL-20kA	100-277	320	20k	1200	5000	20k

* UL marking: for products manufactured in Vietnam only, effective October 2020.

Operating Specification

Operating Voltage	100-277VAC	Input Frequency	50/60Hz
Max. Continuous Operating Voltage	320VAC	Max. Open Circuit Voltage	20kV
Voltage Protection Rating	1200 V (L to N) 2000 V (L to FG) 1800 V (N to FG)	Nominal Discharge Current	5kA
Max. Surge Current (8/20 μ s)	20kA	Short Circuit Current Rating	5kA
No. of surges @ max. nominal surge 20kA (common/differential mode)	1/1	Response time	<25ns

Environmental Specification

Operating Temperature	Storage Temperature	Relative Humidity
-40°C - 70°C	-40°C - 85°C	5% - 95 %

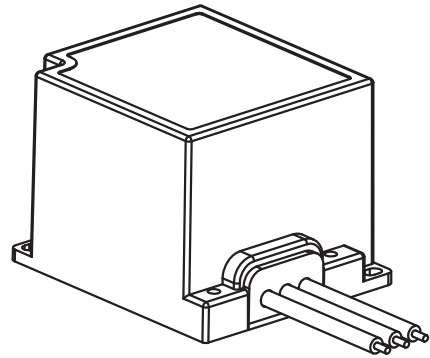
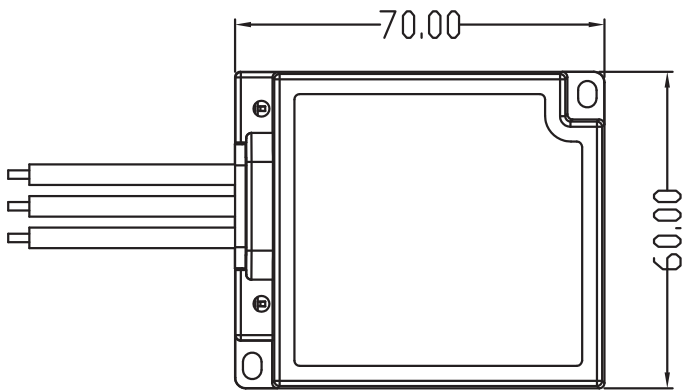
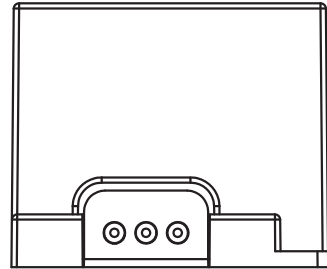
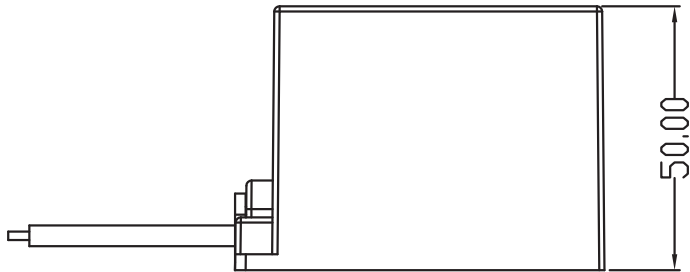
Compliance / Safety

Safety Standards:	UL 1449, CSA C22.2 NO. 269.4-14, CSA C22.2 NO. 269.5-15, CE
Weatherability	IP65

Mechanical Specification

Power Unit Dimensions	70mm (L) x 60mm (W) x 50mm (H)
Housing Material	Polycarbonate white
Wire size	10AWG
Wire length	15cm

Mechanical Diagram



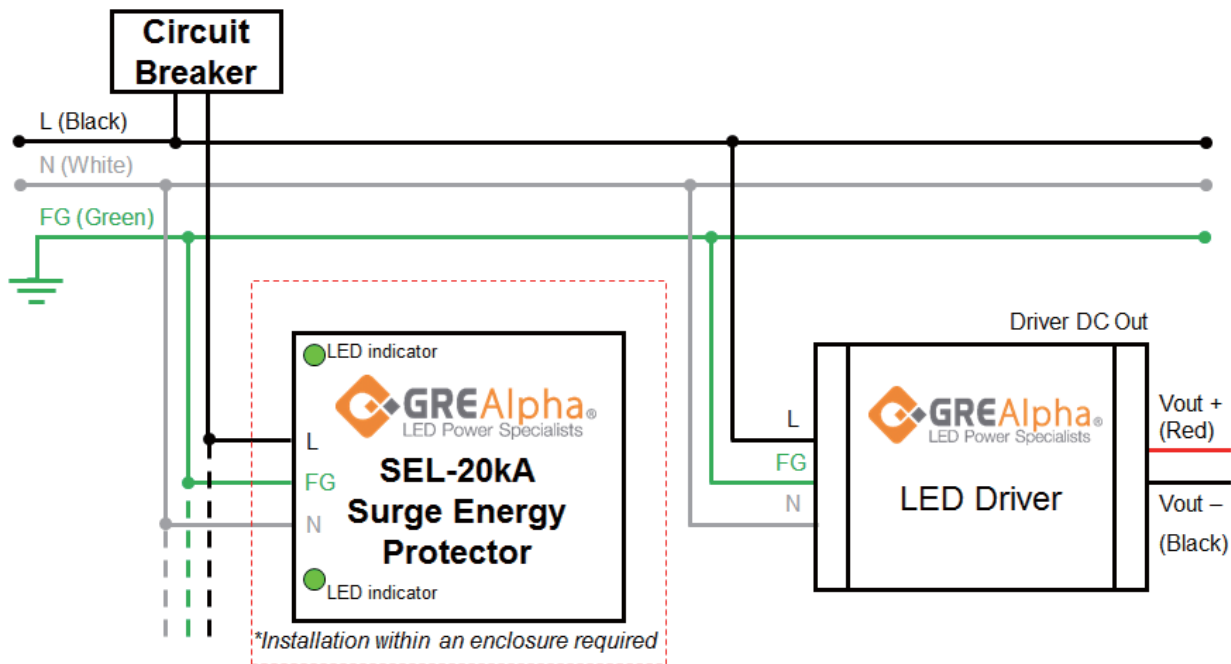
Packing Information:

Weight: 0.323 kg/pc ; 15.62 kg/carton;

40pcs/ carton; L390xW248xH280 (mm)

SEL-20kA Surge Energy Protector Installation Instructions

Wiring Diagrams



N.B. During normal operation, both LED indicators will light on. If any one or both LED indicator is off, replacement is needed.

- Circuit Breaker can be used to connect to multiple Surge Energy Protector.

Warnings

- Suitable For Use on a Circuit Capable of Delivering Not More Than 5000 rms symmetrical Amperes. Convient à des circuits produisant au plus 5000 A eff., when Protected by a circuit breaker rated: 16 A and minimum 277 Volts.
- Contains no serviceable parts.
WARNING - Shock hazard - Do not open. ATTENTION - RISQUE DE CHOC - NE PAS OUVRIR.

Wiring Instructions

- 1) Installation of the SEL-20kA Surge Energy Protector requires the proper wiring connection to the AC power lines. (Note: All electrical wiring should comply with local and national electrical codes. Installation should be performed by qualified electrical service personnel.)
- 2) Connect the L wire to the AC Line wire, the FG wire to the AC Frame Ground wire, and the N wire to the AC Neutral wire. Refer to the rating label affixed on the SEL-20kA Surge Energy Protector for AC wire connection.
- 3) Connect the LED drivers or other devices as per each device's installation instructions.
- 4) Once all wiring is completed, turn on the AC supply. Both LED indicators on the SEL-20kA Surge Energy Protector should light on.
- 5) If any or both LED indicator is off, replacement is needed.

Information furnished is believed to be accurate and reliable. However, GRE Alpha assumes no responsibility for the consequences of use of such information nor for any infringement of patents or other rights of third parties which may result from its use. No license is granted by implication or otherwise under any patent or patent rights of GRE Alpha. Specifications mentioned in this publication are subject to change without notice. This publication supersedes and replaces all information previously supplied.

The GRE Alpha logo is a registered trademark of GRE Alpha Electronics Ltd.
All other names are the property of their respective owners